




Sizing Guide



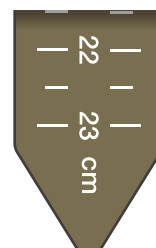
BRACELETS

Sizing Guide



HOW TO USE THE BIZZOTTO GIOIELLI WRIST SIZER

- Cut out the paper Wrist Sizer and follow the instructions below.
- Make sure that the numbers are on the outside of the paper Wrist Sizer and insert the pointed end through the opening you have cut at the other end of the Wrist Sizer where indicated [cut here]. Place your hand through the Wrist Sizer and pull the pointed end until it fits comfortably on your wrist.
- The number that lines up with the edges of the opening is the size of the wrist.
- You can also use a tape measure but if you do not have one, take any small piece of ribbon or cord. Wrap it around your wrist and measure the length against a ruler.

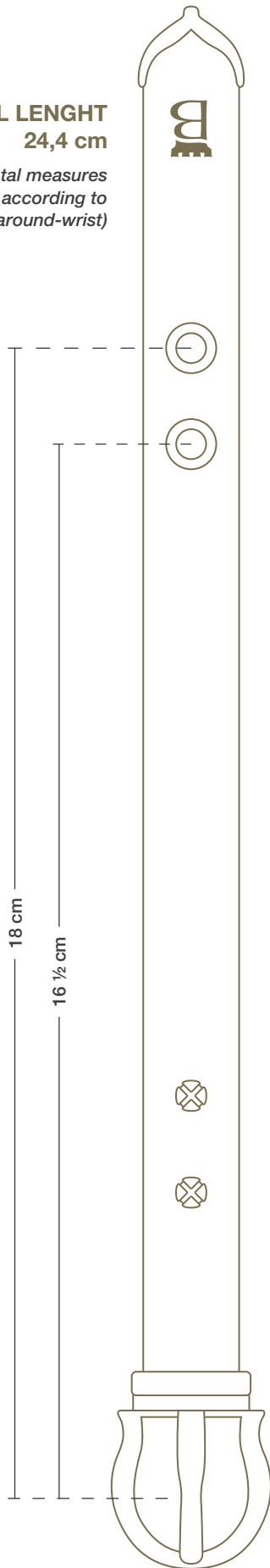


BE

TOTAL LENGTH
24,4 cm

(The total measures vary according to the around-wrist)

MEASURE AROUND-WRIST

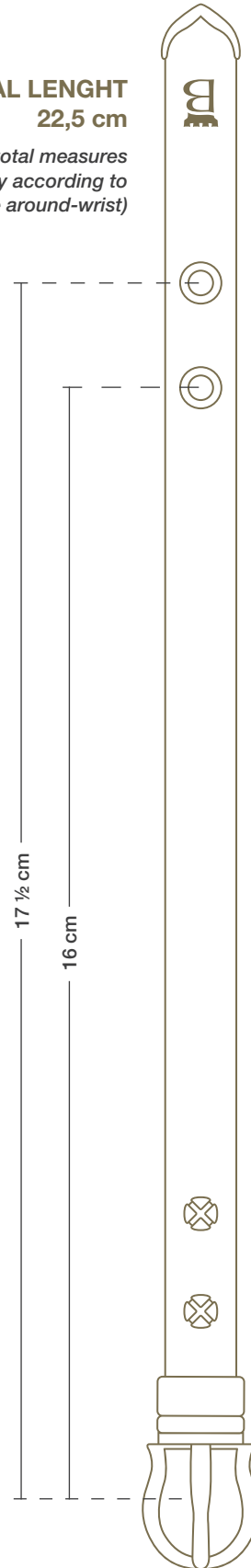


MFI 01

TOTAL LENGTH
22,5 cm

(The total measures vary according to the around-wrist)

MEASURE AROUND-WRIST



MFI 05

